

AK STRIKEFORCE PISTOL GRIP INSTRUCTIONS

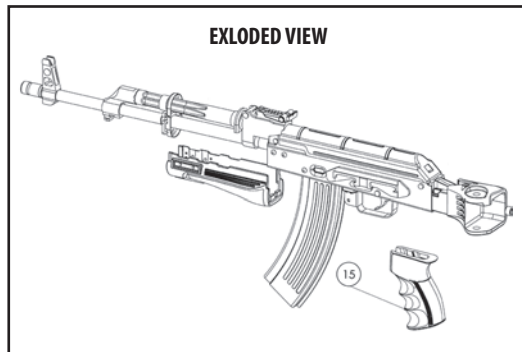
#AKA3400

BEFORE YOU BEGIN: Make sure the rifle chamber is empty and magazine has been removed from the action.


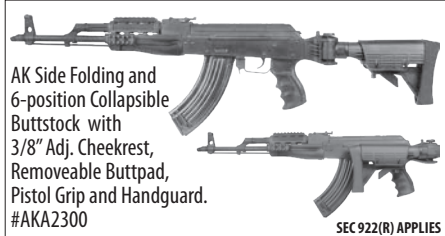
1. Remove receiver cover, recoil spring, and pistol grip per instructions in owner's manual or visit our Web site at www.ATGunstocks.com for more detailed instructions covering disassembly and reassembly of above components.

2. Install Pistol Grip:

- a. While holding nut inside the receiver, install pistol grip (#15) by placing over nut, inserting original AK screw through pistol grip, and tightening screw to nut using a flat blade screw driver.



Other Advanced Technology, Inc. Products:



102 Fieldview Dr. • Versailles, KY 40383
859-873-9877 • FAX 859-873-6229
www.ATGunstocks.com